



# How to Monitor Your Patients Activity

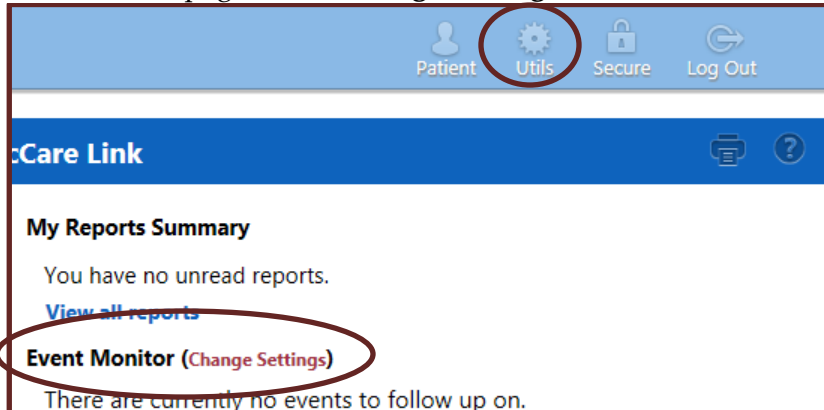
EpicCare Link User

EpicCare Link allows clinicians to monitor patient's activity at the healthcare organization, including inpatient admissions, discharges, ED arrivals, and results.



## How to set Event Monitoring

1. On the home page, select **Change Settings** on the Event Monitor Dashboard or Click on  Activity.



2. Select Events to be listed on the Home Dashboard and via In Basket.

**Note:** Due to privacy concerns, you may not be notified of sensitive events.

- Appointment Checked-Out
- Appointment Scheduled
- Discharge

3. Set the Relationship Filtering: All, Group or Specific

### Relationship Filtering

Notify me for:




- All events for patients in my group
- Only events associated with a provider, department, vendor, or referral location/POS in my group (recommended)
- Only events associated with certain providers, departments, vendors, or referral locations/POSS

4. Message Types available for HSHS (Events I will Receive)

Admission	ED Arrival	Note Addendum Signed
Appointment Cancelled	Hospital Outpatient Visit Cancel	Note Deleted
Appointment Checked-In	Imaging Results	Note Signed
Appointment Checked-Out	Lab Result - Abnormal	Other Results
Appointment Scheduled	Lab Result - Normal	
Discharge	New Patient Access	



# How to Search Patients Events in the In Basket Activity

1. Select the In Basket Activity , and then click  **Search** in the toolbar.
2. Select specific search criteria as needed click  **Search**.

A 'Search Results' folder will be created and the resulting messages will be listed in the individual message type subfolders. Out Basket messages are excluded from the search.

Patient

<b>In Baskets</b> <input checked="" type="checkbox"/> All <input checked="" type="checkbox"/> My In Basket	<b>Message Types</b> <input checked="" type="checkbox"/> All	<b>Statuses</b> <input checked="" type="checkbox"/> All <input checked="" type="checkbox"/> New <input checked="" type="checkbox"/> Read <input checked="" type="checkbox"/> Pend <input checked="" type="checkbox"/> Postpone <input checked="" type="checkbox"/> Done
<b>Message Recipients</b> <input checked="" type="checkbox"/> All	<b>Priorities</b> <input checked="" type="checkbox"/> All <input checked="" type="checkbox"/> High <input checked="" type="checkbox"/> Routine <input checked="" type="checkbox"/> Low	
<b>Date Message Received</b> <input type="checkbox"/> Include future dates <input checked="" type="radio"/> No limit <input type="radio"/> From <input type="text"/> to <input type="text"/> <input type="radio"/> Search <input type="text"/> days back, starting <input type="text"/> days ago		